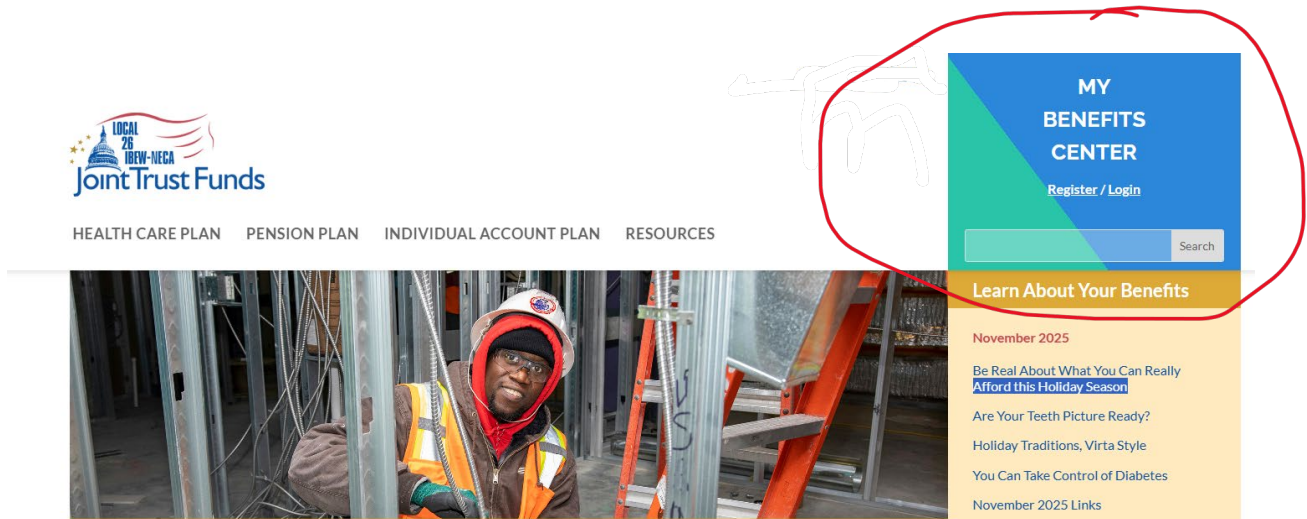
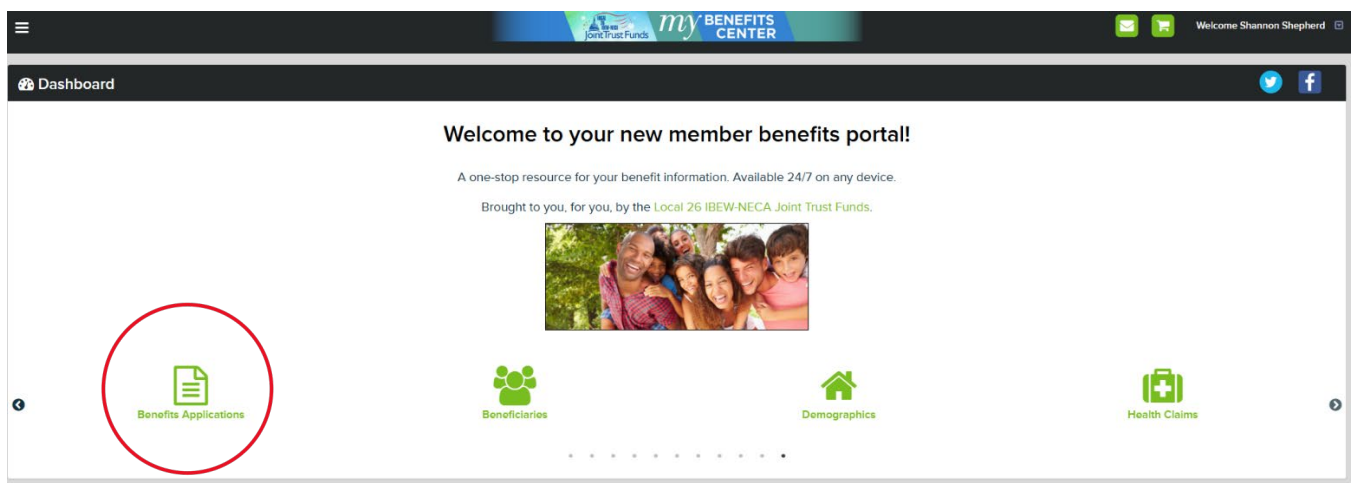


ENROLLING DEPENDENTS WITH IBEW-NECA EWTF

1. Go to ewtf.org
2. In the top right corner, you'll see "My Benefits Center." Click "Register/Login."
If you haven't registered on this site before, complete the registration form.

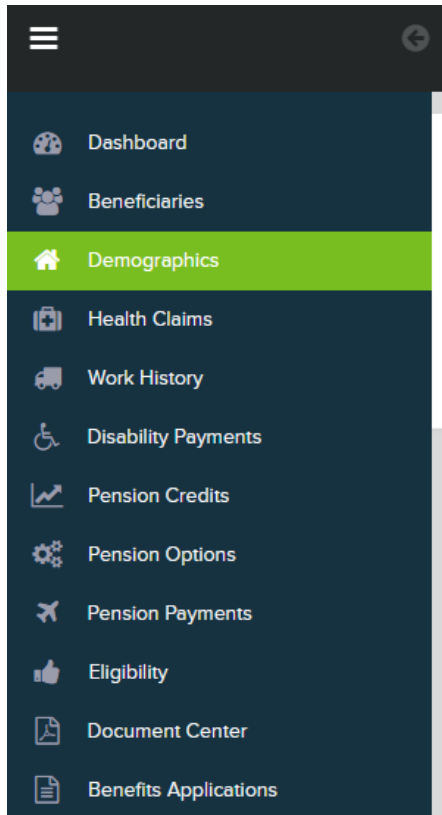


3. Once you're in the benefits center, you can click on the "Benefits Applications" icon.
(You may have to scroll left or right to see it.)



(Continued on next page.)

4. On the left side of the screen, you'll see a menu; choose "Demographics."



5. On the demographics screen, you should see your name. You can click the green "Add" button under your name (near bottom left of the screen) to add your spouse and any dependent children. When you're finished adding all dependents, click "Submit Changes."



6. A marriage certificate image will be required if you are adding a spouse. A birth certificate image will be required for each child you add.

7. If you encounter any problems with enrolling your dependents, you may call the EWTF office at 301-731-1050 ext. 194 to speak with one of our health & welfare specialists.